

930XC OTDR

OPTICAL TIME-DOMAIN REFLECTOMETER



930XC OTDR

ALL IN ONE OTDR SOLUTION

OPM, VFL, AND SLS
STANDARD ON ALL
930XC MODELS

FAST.

- One button test functions. Start measurements with the push of one button.
- Autotest. Automatically sets test parameters for optimum test results.
- Live fiber testing.* Tests fibers without disrupting live services.

ACCURATE.

- Graphical interface. Easy to read, even in low or bright lighting conditions.
- Up to 38 dB dynamic range. Probe longer cables and see smaller reflections.
- Measure lengths and defects. Quickly locates faults.

RELIABLE.

- Link Viewer annotates the entire fiber link in an easy to interpret Pass/Fail format.
- Macrobend analysis locates troublesome fiber losses at 1550nm.
- Cable acceptance reports. Generate customized reports that include trace signature and fiber events.
- Long life battery. Work longer without recharge – up to 8 hours continuous use.
- Rugged construction. Drop-tested from 2m, impact resistant and built to perform (GR-196 certified).
- BellCore standard required by major telcos.
 - Meets all specifications at specified temperature extremes.
 - Operational and within specification after a simulated dust storm.
 - EMI resistant as per GR-1089.
 - Rain resistant with no direct paths

*930XC-30F only.

CABLE ACCEPTANCE | FAULT LOCATING | FIBER TESTING



Protective Rubber Boot

Menu Functions for settings and trace store/recall.

Large Color LCD Display

RUN/STOP Button True single button testing.

Sealed Membrane Panel



DC Charger Port

Optical Power Meter

USB Port

Visual Fault Locator

OTDR Port

OTDR 1625nm live out of band testing port

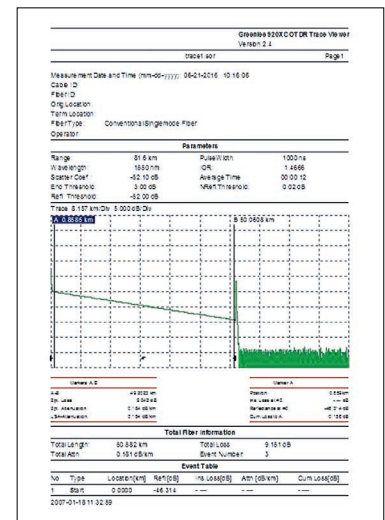
OTDR CABLE ACCEPTANCE REPORT GENERATION

MACROBEND ANALYSIS

- Quickly locate and measure losses at 1550nm
- User defined thresholds

OTDR TRACE LINK VIEWER

- Automated Pass/Fail event analysis
- User defined thresholds
- Intuitive user interface for technician review

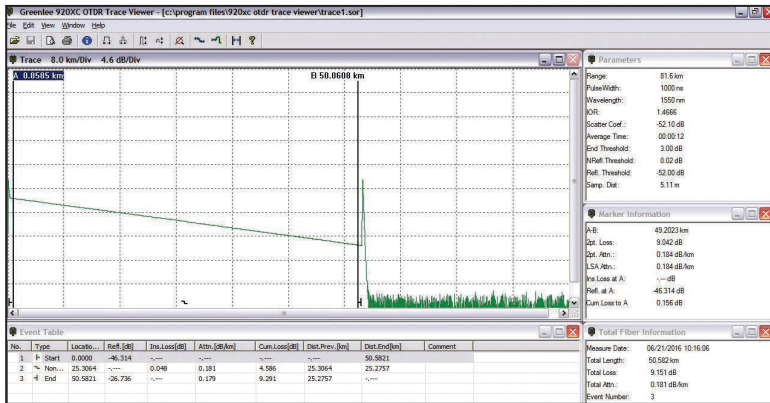
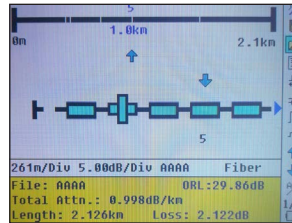


Now available with password protection

OTDR CABLE ACCEPTANCE REPORT GENERATION

LINK VIEWER

- Automated Pass/Fail event analysis
- User defined thresholds
- Intuitive user interface for technician review

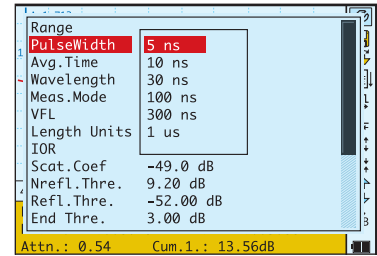


SPECIFICATIONS

MODEL	930XC-20C	930XC-30F	930XC-30P	930XC-20M
Wavelength (± 20nm)	1310/1550	1310/1550/1625	1310/1490/1550	850/1300
Dynamic Range (dB) ^a	35	38/37/37	38/37/37	21/24
Event Deadzone (m) ^b	1m	1m	1m	≤2.5m
Attenuation Deadzone (m) ^b	4.5m	4.5m	4.5m	≤12m
Pulsewidth	5, 10, 30, 100, 300, 1us, 2.5us, 10us, 20us			12, 30, 100, 275, 1us/30, 100, 275, 1us, 2us
Selectable Ranges (km)	0.3, 1.3, 2.5, 5, 10, 20, 40, 80, 120, 160, 240			0.1, 0.3, 0.5, 1.3, 2.5, 5, 10/0.1, 0.3, 0.5, 1.3, 2.5, 5, 10, 20, 40, 80
Average Time	15s/30s/1 min/2 min/3 min			
Distance	±(1m + 5 X 10 ⁻⁵ x distance + sampling space)			
Measurement Accuracy	PC or APC (interchangeable FC, SC, ST)			
Connector Type	±4 dB			
Reflection Detect Accuracy	±0.05 dB/dB			
Attenuation Detect Accuracy	1,000 test curves			
Measurement Data Storage	RS-232/USB port			
Data Transmission	-3dBm; 650nm			
Visual Fault Locator (VFL)	InGaAs			
Optical Power Meter (OPM)	850, 1300, 1310, 1490, 1550, 1625nm			
OPM Wavelengths	+6 to -70dBm (+6 to -60dBm 850nm)			
OPM Range	0.01dB			
OPM Display resolution	1kHz, 2kHz			
OPM MOD Identification	Wavelength same as selected in OTDR mode ≤ -7dBm			
Stabilized laser Source (SLS)	NiMH chargeable battery/AC adapter			
Power Supply	Support over 8 hours operating on one charge or over 20 hours standby			
Battery Life	-10° to 50° C			
Operating Temperature	-20° to 60° C			
Storage Temperature	0 to 95% (non-condensing)			
Relative Humidity	1.9 lbs. (0.87 kg)			
Weight	7.7" H x 3.9" W x 2.4" L (196mm x 100mm x 64mm)			
Dimensions	BelCore GR196, CE, FCC, UL, WEEE			
Compliance	Version 3.2			
Fiber Analysis Software	Owner defined password feature (Recoverable)			
Password Protection				

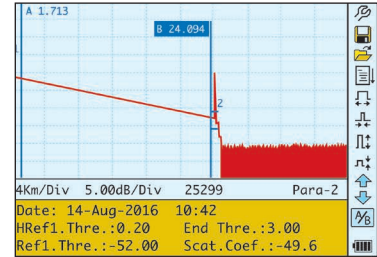
*Specifications subject to change without notice ^a Using a pulse width of 20us ^b Using a pulse width of 5ns measuring a -45dB event

OTDR OPERATION MODES



INSTRUMENT SETUP

- Auto mode selects optimal distance range and pulsewidth
- All settings selected through easy to use menu selections
- Short pulsewidth (5ns) available for high-resolution measurements
- Color and high intensity monochrome settings for bright sunlight conditions
- Complete control of fiber analysis settings for auto measurement of splice and end of fiber



OTDR TRACE

- View and measure test results
- One button measurement of distance and loss information

Event View Mode

Page through each loss event for location in (meters/miles and feet) and loss in dB

Manual Measurement Mode

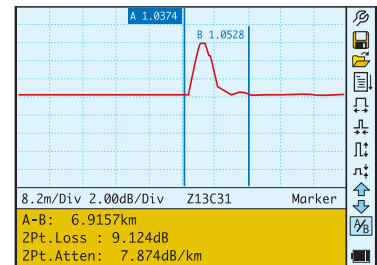
Perform manual measurement with A and B cursor for distance, loss and reflectance measurements

Measurement Setup

View settings used to acquire measurement

Fiber Analysis Software

View settings used for auto measurement of events



HI-RESOLUTION EVENT VIEWING

- Easy to view and measure in high-resolution mode
- One button to jump to high-resolution view
- One button jump back to entire trace view
- 0.1 meter sampling resolution
- Active cursor snaps to the next event in the fiber analysis table

930XC OTDR

OPTICAL TIME-DOMAIN REFLECTOMETER

FOR PRODUCT VIDEOS,
DEMONSTRATIONS AND MORE VISIT:
<http://bit.ly/GreenleeCommsYouTube>

EACH MODEL COMES WITH:

- Instrument
- Rechargeable battery
- OTDR Trace Viewer software
- Installation disk
- Data transfer cable
- AC adapter
- Protective cover
- Carrying case
- Warranty card

Default language is English and Spanish. Alternate languages of Russian, Portuguese, Polish, French and German available upon request.



ORDERING INFORMATION

CAT NO.	UPC NO.	DESCRIPTION
DUAL WAVELENGTH SINGLE MODE OTDR		
930XC-20C-UPC-FC	02610	OTDR, SM DUAL WAVE, 13/15, OPM, SLS, UPC FC
930XC-20C-UPC-SC	02609	OTDR, SM DUAL WAVE, 13/15, OPM, SLS, UPC SC
930XC-20C-UPC-ST	02611	OTDR, SM DUAL WAVE, 13/15, OPM, SLS, UPC ST
930XC-20C-APC-FC	02613	OTDR, SM DUAL WAVE, 13/15, OPM, SLS, APC FC
930XC-20C-APC-SC	02612	OTDR, SM DUAL WAVE, 13/15, OPM, SLS, APC SC
TRIPLE WAVELENGTH SINGLE MODE OTDR		
930XC-30P-UPC-FC	02615	OTDR, SM TRIPLE PON, 13/14/15, OPM, SLS, UPC FC
930XC-30P-UPC-SC	02614	OTDR, SM TRIPLE PON, 13/14/15, OPM, SLS, UPC SC
930XC-30P-UPC-ST	02616	OTDR, SM TRIPLE PON, 13/14/15, OPM, SLS, UPC ST
930XC-30P-APC-FC	02618	OTDR, SM TRIPLE PON, 13/14/15, OPM, SLS, APC FC
930XC-30P-APC-SC	02617	OTDR, SM TRIPLE PON, 13/14/15, OPM, SLS, APC SC
TRIPLE WAVELENGTH SINGLE MODE FILTERED OTDRS		
930XC-30F-UPC-FC	02620	OTDR, SM TRIPLE FILT, 13/15/16, OPM, SLS, UPC FC
930XC-30F-UPC-SC	02619	OTDR, SM TRIPLE FILT, 13/15/16, OPM, SLS, UPC SC
930XC-30F-UPC-ST	02621	OTDR, SM TRIPLE FILT, 13/15/16, OPM, SLS, UPC ST
930XC-30F-APC-FC	02626	OTDR, SM TRIPLE FILT, 13/15/16, OPM, SLS, APC FC
930XC-30F-APC-SC	02623	OTDR, SM TRIPLE FILT, 13/15/16, OPM, SLS, APC SC
MULTI-MODE OTDR		
930XC-20M-UPC-FC	02607	OTDR, MM DUAL WAVE, 85/13, OPM, SLS, UPC FC
930XC-20M-UPC-SC	02606	OTDR, MM DUAL WAVE, 85/13, OPM, SLS, UPC SC
930XC-20M-UPC-ST	02608	OTDR, MM DUAL WAVE, 85/13, OPM, SLS, UPC ST
SINGLE MODE/MULTI-MODE OTDR KIT		
SM MM KIT	27294	930XC-20M-UPC-SC and 930XC-20C-APC-SC

CAT NO.	UPC NO.	DESCRIPTION
ACCESSORIES		
AC-ADPT-20-UNI	25691	Universal Power Supply
AC-CONN-FC-L2	20996	FC Connector (For UPC & APC)
AC-CONN-ST-L2	20997	ST Connector (For UPC)
AC-CONN-SC-UPC-L2	06445	SC Connector (For UPC)
AC-CONN-SC-APC-L2	20998	SC Connector (For APC)
ADAPTER, OPM SC (930XC)	06446	OPM SC Adapter
ADAPTER, OPM FC (930XC)	06447	OPM FC Adapter
ADAPTER, OPM ST (930XC)	06448	OPM ST Adapter
AC-CONN-ST-L2	20997	ST Connector (For UPC Only)
1155-0526	10582	Vehicle Adapter (6FT, 5.5 OD, 2.1M)
20988	20988	Soft Carry Case
20989	20989	USB Cable For OTDR
20990	20990	RS-232 Cable
20999	20999	NiMH Battery (9.6V)
946	60571	Cleaning Wand (10/PK)
948	60692	ReelCleaner™ Connector Cleaning System
LC-500	05625	500m Universal Launch Cable
FCP-2.5	03576	2.5mm Fiber Cleaning Pen
FCP-1.25	03577	1.25mm Fiber Cleaning Pen

Greenlee Communications sells a variety of 1m patch cords to protect your bulkhead. Please contact customer service for more details.